
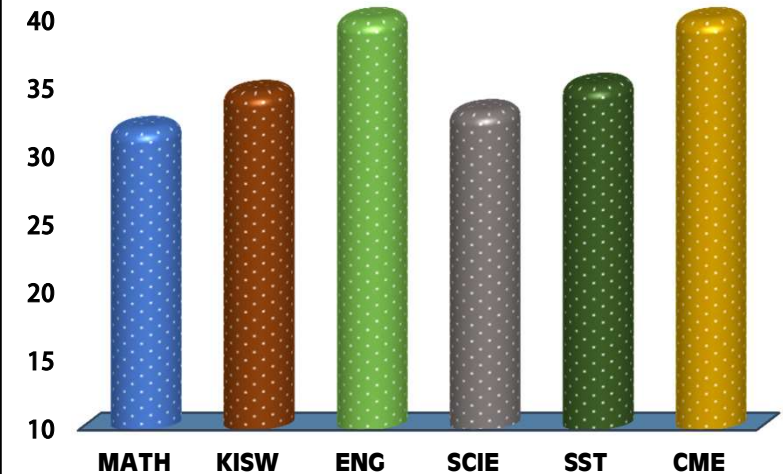
	<h1>ABC CAPITAL</h1>	
REGION: DAR ES SALAAM	SCHOOL AVERAGE: 36.5	DISTRICT: ILALA
SUBJECT AND GRADE PERFORMANCE ANALYSIS		

SUBJECT RANKING			
ENGLISH	43.3	87%	1
CIVIC AND MORAL EDUCATION	40.5	81%	2
SOCIAL STUDIES	35.2	70%	3
KISWAHILI	34.7	69%	4
SCIENCE	33.3	67%	5
MATHEMATICS	32.0	64%	6

SUBJECT GRADE ANALYSIS					
SUBJECT/GRADE	A	B	C	D	F
MATHEMATICS	11	35	24	8	0
KISWAHILI	7	60	12	0	0
ENGLISH	66	13	0	0	0
SCIENCE	8	50	18	3	0
SOCIAL STUDIES	10	57	12	0	0
CIVIC AND MORAL	47	31	1	0	0



OVERALL GRADE ANALYSIS			
A	13	79	16%
B	58		72%
C	8		10%
D	0		0%
F	0		0%

CHART SUBJECT ANALYSIS



Subject	Score
MATH	32.0
KISW	34.7
ENG	43.3
SCIE	33.3
SST	40.5
CME	40.5

BOYS VS GIRLS PERFORMANCE

SAT	SAT	TOTAL
 35	 46	81
38%	35%	

SEATED	79	98%
ABSENTEES	2	2%
PASSED	79	98%
FAILED	0	0%

NO	NAME	SEX	MATH		KISW		ENG		SCI		SST		CME		TOTAL	AVG	GRADE	POS
1	ALEX JUNIOR BITTA	M	49	A	39	B	48	A	44	A	43	A	45	A	268	44.7	A	1
2	GIOVANNI KAIJAGE KIRONDE	M	46	A	37	B	46	A	46	A	47	A	41	A	263	43.8	A	2
3	JOHN WENSLAUS MASSAO	M	44	A	38	B	47	A	40	B	42	A	45	A	256	42.7	A	4
4	MARK IAN ASSA	M	45	A	40	B	44	A	43	A	41	A	43	A	256	42.7	A	4
5	DOTTIE CHARLES KIBAJA	F	40	B	40	B	48	A	44	A	39	B	45	A	256	42.7	A	4
6	HAMOUD AHMAD ABDALLAH	M	40	B	36	B	46	A	43	A	41	A	43	A	249	41.5	A	6
7	CAREN GEOFFREY MATOLA	F	39	B	41	A	45	A	42	A	37	B	44	A	248	41.3	A	8
8	DIANA ERNEST MNDEME	F	39	B	41	A	46	A	37	B	40	B	45	A	248	41.3	A	8
9	MARY JULIUS VAHAYE	F	43	A	40	B	47	A	36	B	39	B	43	A	248	41.3	A	8
10	ROSE JEREMIA NGOWI	F	36	B	43	A	46	A	37	B	40	B	45	A	247	41.2	A	10
11	JOEL HENRY NYAGAWA	M	42	A	38	B	42	A	39	B	43	A	42	A	246	41.0	A	11.5
12	FAITH YUDA MAYUNGA	F	38	B	41	A	47	A	36	B	39	B	45	A	246	41.0	A	11.5
13	EMMANUEL DOMINICK MKAI	M	47	A	35	B	46	A	40	B	37	B	40	B	245	40.8	A	13
14	BERTHA PETER MSANDAE	F	38	B	41	A	42	A	38	B	39	B	44	A	242	40.3	B	14
15	ISAACK AMANI MAKUSI	M	40	B	37	B	45	A	36	B	41	A	42	A	241	40.2	B	15
16	HERISAMEER RAMADHANI MOHAMED	M	36	B	36	B	45	A	42	A	38	B	43	A	240	40.0	B	16
17	MARK GEORGE KYAMBA	M	41	A	36	B	44	A	38	B	37	B	41	A	237	39.5	B	17
18	GENEROSE OCTAVIAN MSOFE	F	36	B	32	B	46	A	39	B	40	B	43	A	236	39.3	B	18
19	SALHA SALUM JONGO	F	33	B	38	B	46	A	34	B	40	B	44	A	235	39.2	B	19
20	COLLINS WALTER FERNANDES	M	45	A	35	B	44	A	33	B	36	B	41	A	234	39.0	B	21
21	SAMWEL SUMKA MBUBA	M	40	B	29	C	46	A	38	B	39	B	42	A	234	39.0	B	21
22	REBECCA GEORGE KYAMBA	F	27	C	38	B	45	A	40	B	41	A	43	A	234	39.0	B	21
23	KARIMU OMARY BAGA	M	37	B	34	B	45	A	38	B	37	B	42	A	233	38.8	B	23.5
24	MIGUEL YUSUPH CAMERON	M	40	B	38	B	43	A	35	B	37	B	40	B	233	38.8	B	23.5
25	CHITAGE RUKAMO CHITAGE	M	47	A	32	B	47	A	32	B	33	B	41	A	232	38.7	B	25.5

NO	NAME	SEX	MATH		KISW		ENG		SCI		SST		CME		TOTAL	AVG	GRADE	POS
26	HELLEN PETER MURUNGU	F	37	B	38	B	44	A	34	B	35	B	44	A	232	38.7	B	25.5
27	JENICE BERNARD MAKEMO	F	32	B	41	A	44	A	35	B	34	B	44	A	230	38.3	B	27
28	BENJAMIN MAZIKU LWAMBA	M	41	A	35	B	41	A	35	B	37	B	40	B	229	38.2	B	29
29	GABRIEL MARCUS MKINI	M	38	B	32	B	38	B	46	A	40	B	35	B	229	38.2	B	29
30	AKSAH CHRISTOPHER NYAGWASWA	F	28	C	38	B	46	A	35	B	39	B	43	A	229	38.2	B	29
31	HAMIDA ALIMBE KILUNGO	F	30	C	42	A	44	A	32	B	33	B	46	A	227	37.8	B	31.5
32	TEDDY RAYMAKER MOSHI	F	39	B	34	B	48	A	31	B	36	B	39	B	227	37.8	B	31.5
33	ALBERT PAUL ITULE	M	33	B	35	B	43	A	39	B	36	B	40	B	226	37.7	B	33
34	ESTHER BENJAMIN MICHAEL	F	23	C	38	B	44	A	36	B	41	A	43	A	225	37.5	B	34.5
35	MARIAM ABDALLAH MGONJA	F	36	B	35	B	44	A	34	B	31	B	45	A	225	37.5	B	34.5
36	CAREEN WILBERT MSANYA	F	38	B	33	B	43	A	39	B	29	C	42	A	224	37.3	B	36
37	ANTHONY BARIKI MAVELLA	M	38	B	34	B	40	B	33	B	34	B	43	A	222	37.0	B	37
38	HUSNA SIAGA MGWENO	F	35	B	31	B	43	A	35	B	31	B	46	A	221	36.8	B	38
39	FAHADI YASSIN MGANGA	M	32	B	31	B	46	A	35	B	35	B	41	A	220	36.7	B	40
40	ANGEL MPOKI FYANDOMO	F	27	C	32	B	46	A	31	B	41	A	43	A	220	36.7	B	40
41	NAIMAH ABDULBASAT MAVURA	F	37	B	34	B	42	A	29	C	37	B	41	A	220	36.7	B	40
42	ELVIS DONALD MWAKAMELE	M	38	B	30	C	40	B	33	B	37	B	40	B	218	36.3	B	43.5
43	LEMUEL EZEKIA SINKALA	M	34	B	29	C	45	A	32	B	38	B	40	B	218	36.3	B	43.5
44	ROBBINS JOHN ORAUYA	M	33	B	34	B	46	A	32	B	36	B	37	B	218	36.3	B	43.5
45	GLORY LIVING MOSHI	F	31	B	35	B	45	A	30	C	36	B	41	A	218	36.3	B	43.5
46	ALLY IDD MSEMWA	M	24	C	35	B	44	A	33	B	39	B	42	A	217	36.2	B	47
47	ANNA GEOFREY MZAVA	F	31	B	39	B	44	A	31	B	31	B	41	A	217	36.2	B	47
48	JULIETH DERICK RUGINA	F	25	C	35	B	46	A	36	B	34	B	41	A	217	36.2	B	47
49	TEIRE ABDALLAH GUGU	M	31	B	30	C	43	A	34	B	37	B	40	B	215	35.8	B	49
50	SITTI ALIMBE KILUNGO	F	29	C	37	B	45	A	31	B	32	B	39	B	213	35.5	B	50

NO	NAME	SEX	MATH		KISW		ENG		SCI		SST		CME		TOTAL	AVG	GRADE	POS
51	MARLON ABDALAH MBAGAA	M	38	B	27	C	39	B	34	B	38	B	36	B	212	35.3	B	51.5
52	ASCALA JOSHUA SWILA	F	27	C	36	B	45	A	32	B	34	B	38	B	212	35.3	B	51.5
53	ALVIN STAPHORD KWANAMA	M	27	C	36	B	41	A	31	B	34	B	42	A	211	35.2	B	53.5
54	MIRIAM ALLY MDANGAYA	F	25	C	30	C	45	A	32	B	38	B	41	A	211	35.2	B	53.5
55	ABDALLAH MARIDADI NDARO	M	38	B	36	B	43	A	26	C	25	C	41	A	209	34.8	B	56
56	LODRICK LUCAS PETRO	M	34	B	38	B	44	A	24	C	32	B	37	B	209	34.8	B	56
57	MAKAME KASIMU ALLY	M	29	C	35	B	43	A	31	B	35	B	36	B	209	34.8	B	56
58	EUGEN AGGREY SALONO	M	35	B	27	C	43	A	31	B	37	B	35	B	208	34.7	B	59
59	NAEEM AMAN KHATIBU	M	17	D	40	B	42	A	35	B	36	B	38	B	208	34.7	B	59
60	MARY GASPER LUTAGAYA	F	24	C	39	B	44	A	27	C	32	B	42	A	208	34.7	B	59
61	JANELLE JESSE MWITA	F	29	C	32	B	41	A	32	B	33	B	40	B	207	34.5	B	61
62	PRINCE ROBERT MOSHI	M	28	C	32	B	42	A	28	C	33	B	41	A	204	34.0	B	62
63	LILIAN AUGUSTINE KUSALIKA	F	15	D	33	B	43	A	36	B	35	B	41	A	203	33.8	B	63
64	ISLAM MOHAMED MNYOGOPA	M	27	C	27	C	40	B	30	C	40	B	38	B	202	33.7	B	64
65	ELPHANSIA DAVID MAHUNDI	F	27	C	38	B	44	A	23	C	29	C	38	B	199	33.2	B	65.5
66	GRACE LIVING MOSHI	F	25	C	32	B	46	A	29	C	31	B	36	B	199	33.2	B	65.5
67	HAWA HASSAN MTONGWA	F	27	C	35	B	42	A	25	C	25	C	43	A	197	32.8	B	67.5
68	NATASHA MILTON BWEMO	F	27	C	28	C	42	A	31	B	29	C	40	B	197	32.8	B	67.5
69	ADAM SIMON MABULA	M	27	C	32	B	37	B	27	C	31	B	42	A	196	32.7	B	69
70	KAWTHAR DAUDI MWINYIMKUU	F	27	C	33	B	44	A	28	C	32	B	30	C	194	32.3	B	70
71	VICTORIA COSTANTINE CHACHA	F	25	C	34	B	39	B	28	C	30	C	36	B	192	32.0	B	71
72	LINNAH GOODLUCK KIRANGO	F	15	D	33	B	38	B	27	C	33	B	33	B	179	29.8	C	72
73	JACKLINE JOSEPH MALUGU	F	14	D	33	B	41	A	27	C	25	C	38	B	178	29.7	C	73
74	JACKLINE NSAJIGWA MWAIPAJA	F	17	D	32	B	36	B	24	C	27	C	38	B	174	29.0	C	74
75	LAURLYNE ASIMWE LAURENT	F	8	E	31	B	37	B	30	C	25	C	39	B	170	28.3	C	75

NO	NAME	SEX	MATH		KISW		ENG		SCI		SST		CME		TOTAL	AVG	GRADE	POS
76	LOREEN EMILLY MALIMY	F	15	D	25	C	38	B	19	D	34	B	35	B	166	27.7	C	76
77	VIOLET EMANI KITURURU	F	18	D	32	B	35	B	20	D	26	C	32	B	163	27.2	C	77
78	SHERISY JOSEPHAT KESSY	F	21	C	23	C	45	A	19	D	22	C	31	B	161	26.8	C	78
79	GLORIA JACKSON MARTIN	F	17	D	28	C	32	B	21	C	24	C	32	B	154	25.7	C	79
80	DOREEN ESTER RONNY JEREMIA	F																
81	GLODIA THIERRY TSHMANGA	F																